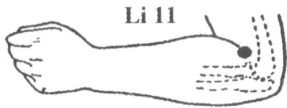
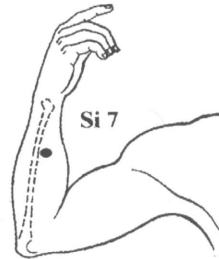
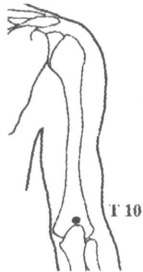


AcuPoint Analysis

HAND INABILITY TO HOLD



- LI04** On the back of the hand between the thumb and index finger metacarpal bones. Find the spot midway on the bone that connects the index finger to the wrist and probe inward toward the main body of the hand.
- LI11** On the extreme end of the outer crease of the elbow. Bend your arm tightly and place your Acu-Ki on the end of the crease. Keep your massager in place while opening the arm and stimulate the point on your relaxed arm downward toward your forearm.
- SI07** The width of one hand and two thumbs above the most prominent crease of the wrist, along the bottom of the forearm, in line with the smallest finger.
- T04** Near the center of the skin crease on the top of the wrist. This forms a small hollow.
- T10** In the depression made when the elbow is flexed, about 1 cun in back of the tip of the elbow bone.